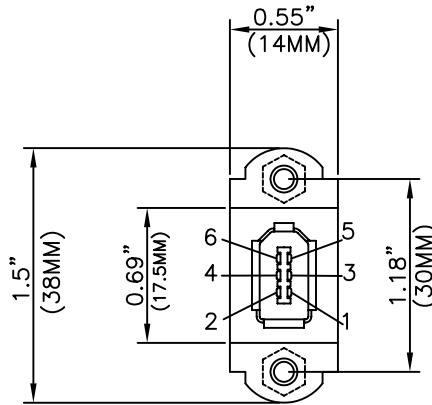
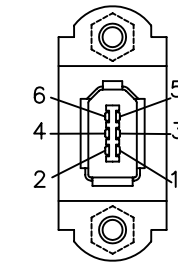
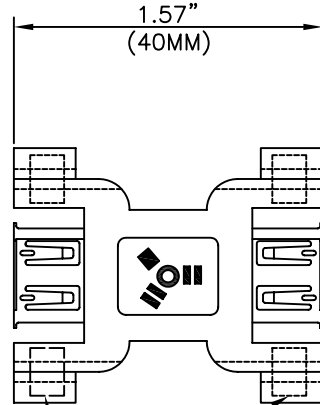


#4-40 UNC<4PCS>

TNT P/N:SCR-A-10-01



P1 1394 6P/F



P2 1394 6P/F

#4-40 NUT INSIDE<4PCS>

PIN OUT

P1 6P/F		P2 6P/F
1	_____	1
2	_____	2
3	_____	3
4	_____	4
5	_____	5
6	_____	6
SHELL	_____	SHELL

NOTE:

- 1.WIRE: UL1061 26AWG 18mm.
- 2.CONN.: P1&P2: IEEE 1394 6PIN FEMALE,CONTACT MATERIAL:BRASS,GOLD PLATED OVER,SHELL NICKEL PLATED.
- 3.ALL HOOD: MOLD PVC: 25P BEIGE PVC(TNT-BG-02).
- 4.TEST: INSULATION RESISTANCE 10M OHM MIN AT DC500V.

TOLERANCE			Tri-Net Technology, Inc. http://www.trinetusa.com			
INCHES	M/M					
.X	.015	.30		SCALE	NONE	REV A
.XX	.010	.10		UNIT	MM	
.XXX	.005	.05		SHEET	1/2	
DRAWN BY			DATE		02/17/05	DWG NO.
CHECK BY			TITLE			
APPD BY			PART NO.			
			1394 6P/F TO 1394 6P/F ADAPTER			
			U12-6P6P-IV			