

"XX" & "**" SEE CHART 1

NOTE:

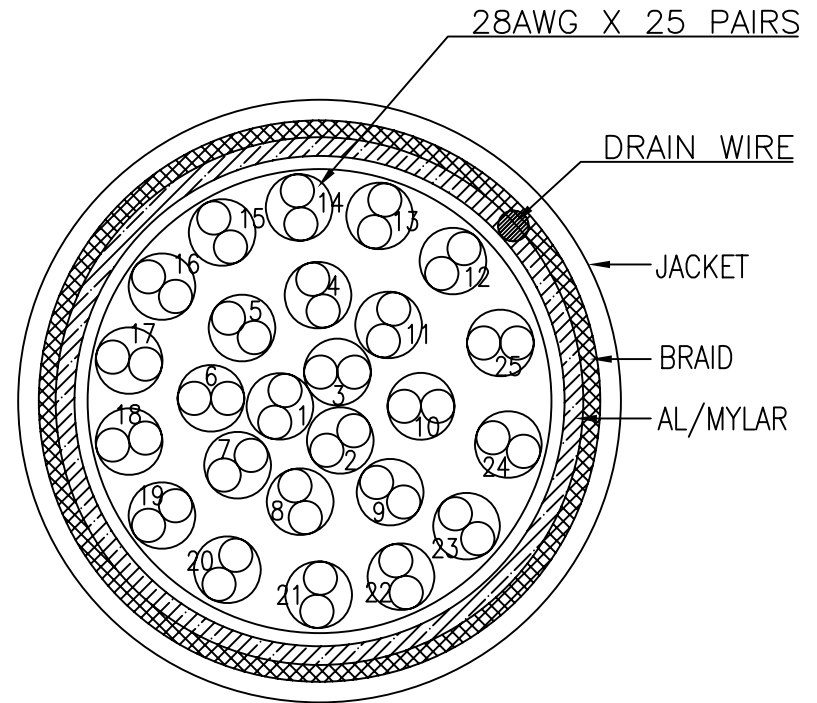

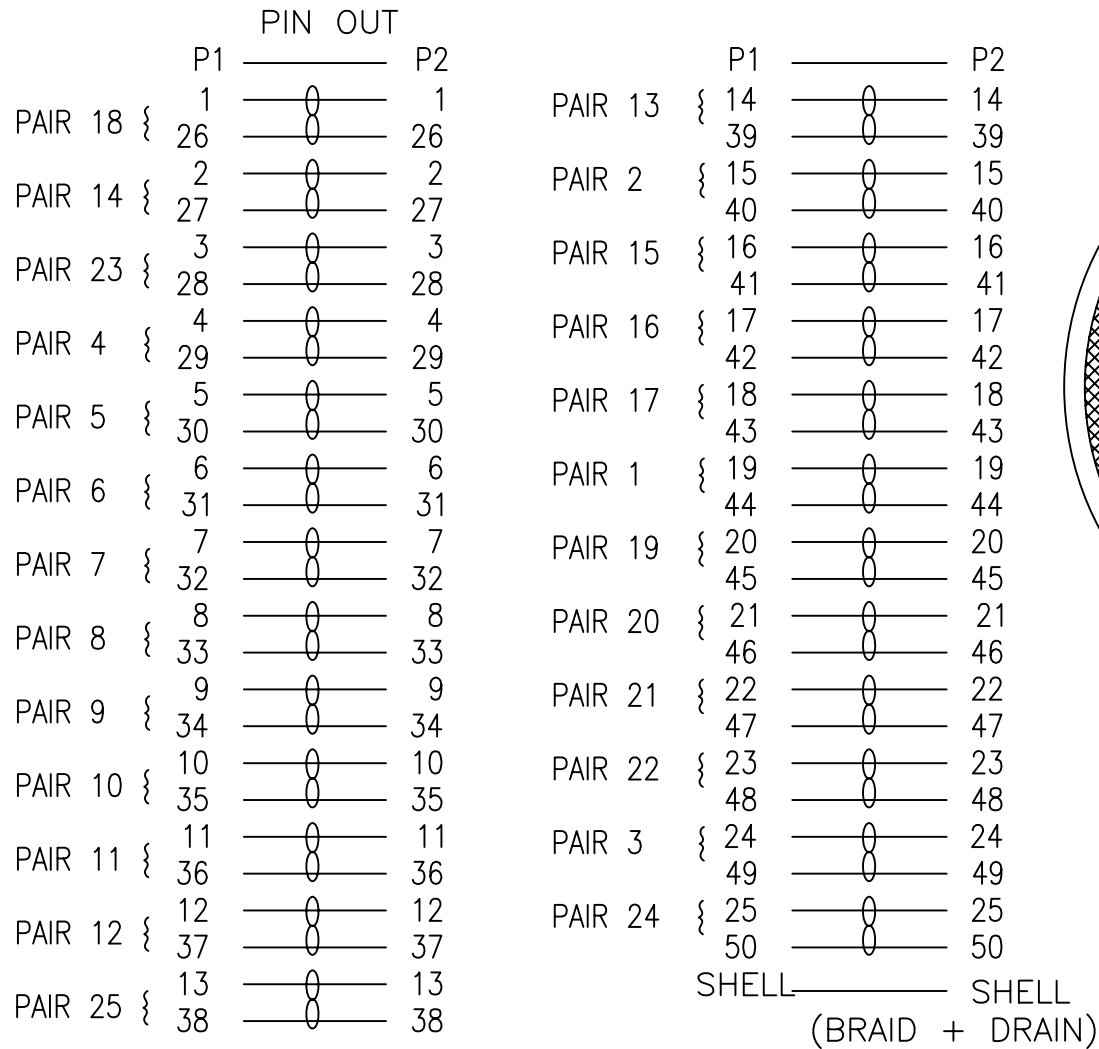
1. CABLE: 28AWG X 25PAIRS(CONDUCTOR OD= ϕ 0.62 \pm 0.05mm)
AL-FOIL AND BRAID(85%min) SHIELDED WITH DRAIN WIRE,
UL2990 + CUL IA FT1, BEIGE(BG-02) ACKET,
2. CONNECTOR: P1 & P2: HALF PITCH CENTRONICS 50PIN MALE:
RIBBON AND IDC TYPE, GOLD PLATED 10 μ " CONTACTS.
3. SHIELDING: COPPER-FOIL TAPE COVER PREMOLD AND POINT
SOLDER TO CONNECTOR SHELL & 360° SOLDER CABLE BRAID.
4. ALL HOOD: MOLDED BEIGE(BG-02) PVC.
5. PACKING: EACH CABLE IN A ZIP-LOCK POLY-BAG, BAR CODE
LABEL(WHITE BACKGROUND WITH BLACK LETTERS) TO BE
STAMPED ON POLYBAG.

CHART 1

P/N	L	T	**	XX
D07-SC50-SC50-1.5	457	\pm 25	1.5	1.5
D07-SC50-SC50-03	914	\pm 25	3	03
D07-SC50-SC50-06	1829	\pm 51	6	06
D07-SC50-SC50-10	3048	\pm 51	10	10

TOLERANCE INCHES M/M			Tri-Net Technology, Inc. http://www.trinetusa.com			
.X	.015	.30	SCALE	NONE		REV A
.XX	.010	.10	UNIT	MM		
.XXX	.005	.05	DATE	06/04/05	DWG NO.	
DRAWN BY			SHEET	1/2	DATE	
CHECK BY			TITLE HPCN50M TO HPCN50M			
APPD BY			PART NO. D07-SC50-SC50-XX			





CABLE CONSTRUCTION DRAWING

TOLERANCE			Tri-Net Technology, Inc.			
	INCHES	M/M	http://www.trinetusa.com			
.X	.015	.30	SCALE	NONE	REV	A
.XX	.010	.10	UNIT	MM		
.XXX	.005	.05	SHEET	2/2	DWG NO.	
DRAWN BY			DATE	06/04/05		
CHECK BY			TITLE	HPCN50M TO HPCN50M		
APPD BY			PART NO.	D07-SC50-SC50-XX		

