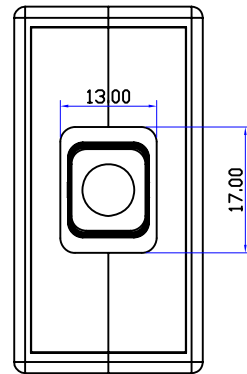
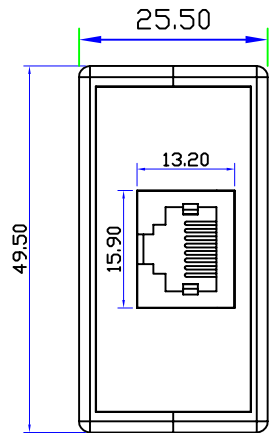
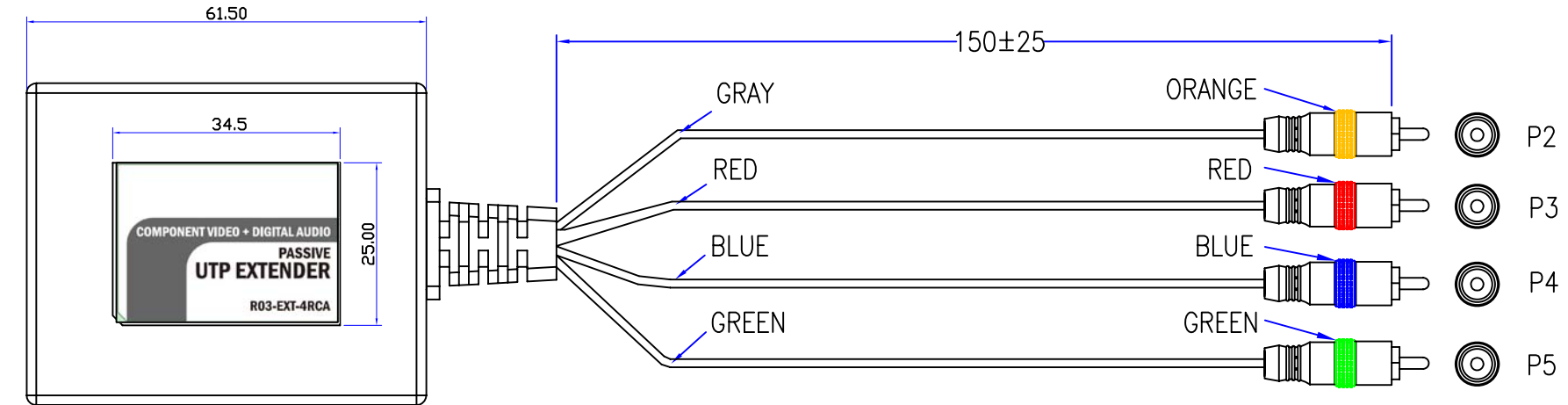
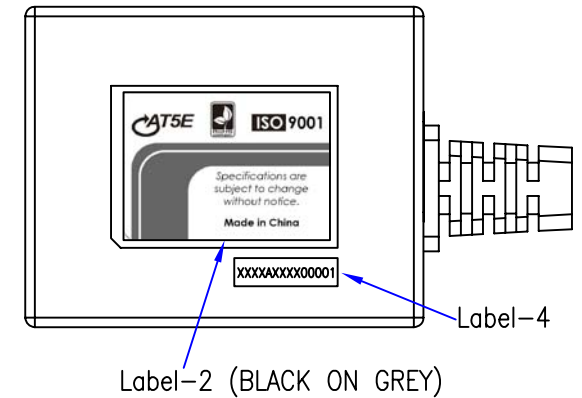


CUSTOMER: TNTUSA



The back of product



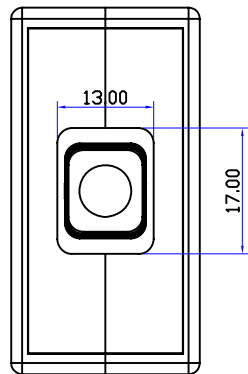
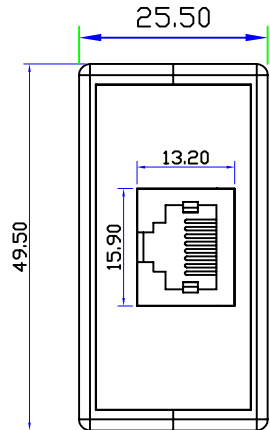
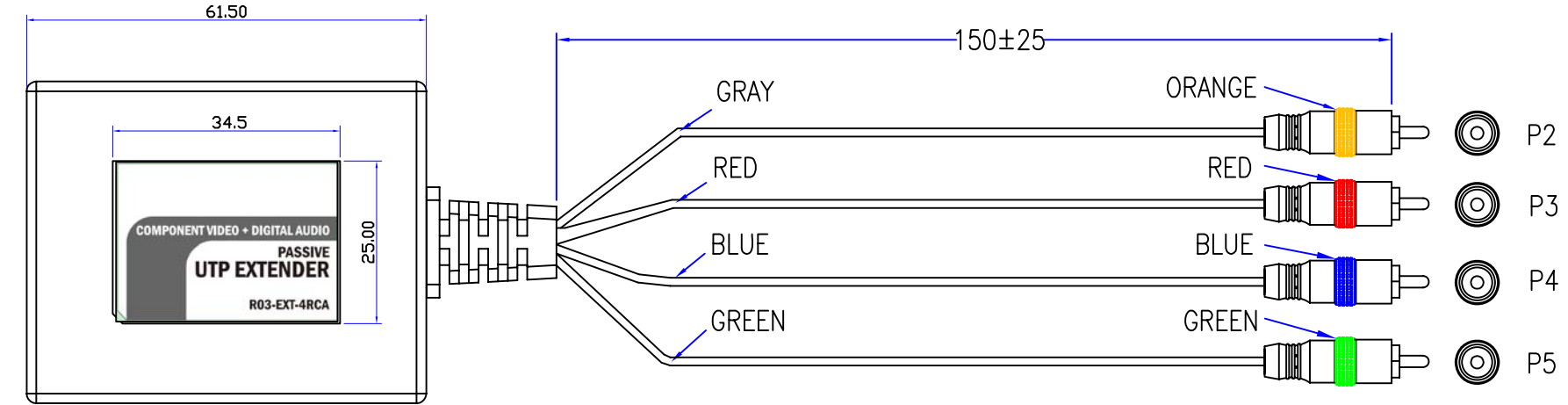
Description:

The perfect solution for connecting component video devices using UTP(Cat5/5e/6) cable, this Component Video (YPbPr) UTP Extender lets you extend signals up to 300ft./100m. R03-EXT-4RCA is comprised of two extender units that can be used interchangeably: one is installed near the video signal source, the other to be placed near the desired display, up to an impressive 300ft./100m away. With no software or power adapter required, installation and setup is quick and hassle-free.

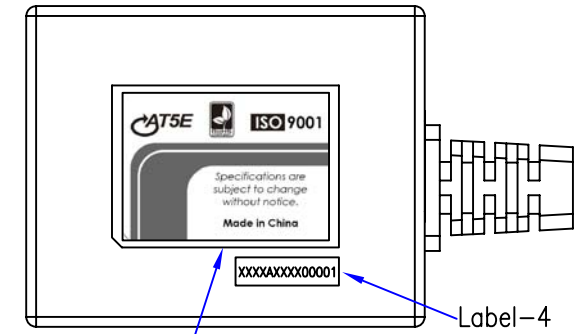
A	INITIAL RELEASE		02/25/10
REV	DESCRIPTION OF CHANGE		DATE
TOLERANCE		M/M	
INCHES			
.X	.015	.30	Tri-Net Technology, Inc. http://www.trinetusa.com
.XX	.010	.10	
.XXX	.005	.05	
SCALE	NONE	REV A	
UNIT	MM		
DRAWN BY	startl	SHEET 1/4	DWG NO. TNT-S101-E0045
CHECK BY		DATE 02/25/10	TITLE COMPONENT VIDEO+DIGITAL AUDIO(4RCA)
APPD BY		PART NO. R03-EXT-4RCA	



CUSTOMER: TNTUSA



The back of product



Features:

- No software or power adapter required for easy installation.
- Support up HDTV (.480p/720p/1080i)
- Works with UTP (Cat5/5e/6) cable.
- Shell color: Black

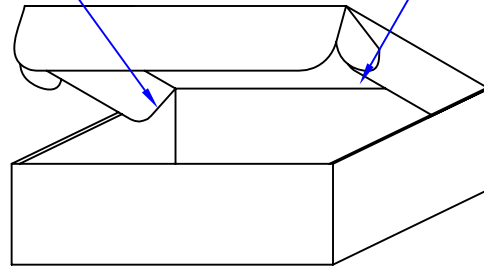
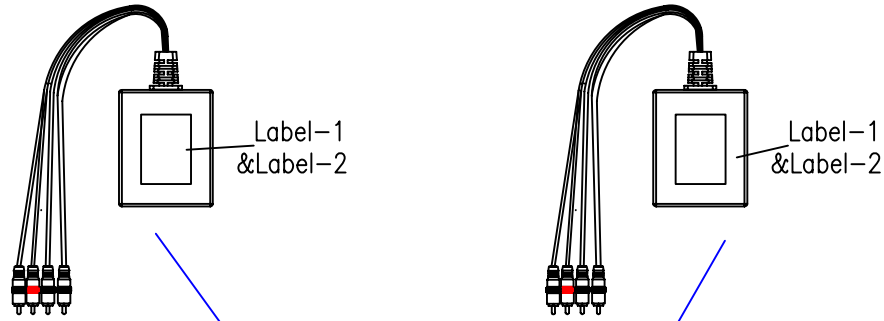
Applications

- To be used in home or commercial applications as a fast, and cost-effective means of connecting composite video equipment.
- Ideal for classrooms, projectors, convention facilities, and retail displays.

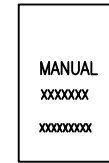
A	INITIAL RELEASE		02/25/10		
REV	DESCRIPTION OF CHANGE		DATE		
TOLERANCE		M/M		Tri-Net Technology, Inc. http://www.trinetusa.com	
.X	.015	.30	SCALE		NONE
.XX	.010	.10	UNIT		MM
.XXX	.005	.05	SHEET	2/4	REV A
DRAWN BY	stari		DATE	02/25/10	DWG NO. TNT-S101-E0045
CHECK BY			TITLE COMPONENT VIDEO+DIGITAL AUDIO(4RCA)		
APPD BY			PART NO. R03-EXT-4RCA		



CUSTOMER: TNTUSA



White Inner Box
(1pcs)



Owner's Manual
(1pcs)



Label-1(34.5*25mm)
(BLACK ON GREY)

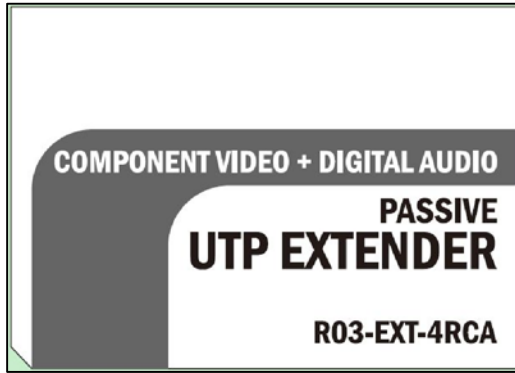
Packaging Details:

- 1) Stick the label-1 onto the Product's TOP.
Label-2, Label-4 onto the Product's Bottom.
- 2) Need to put owner's manual and power adapter inside the inner box
- 3) Stick the Label-3 onto this inner box.
- 4) Inner box size: 134(L)X123(W)X41(H)MM
- 5) Outer carton size: 381(L)X280(W)X474(H)MM
- 6) Put 50pcs of inner boxes into an outer carton.

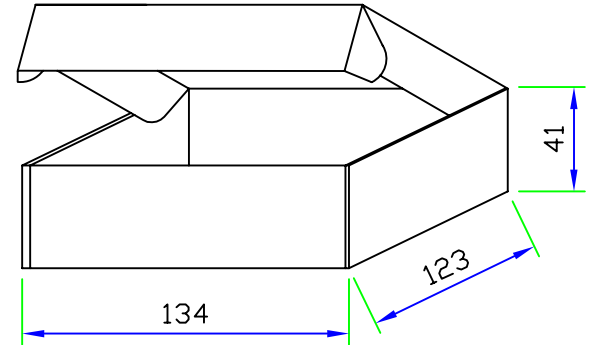
A	INITIAL RELEASE		02/25/10	
REV	DESCRIPTION OF CHANGE		DATE	
TOLERANCE		M/M		Tri-Net Technology, Inc. http://www.trinetusa.com
INCHES				
.X	.015	.30		
.XX	.010	.10		SCALE NONE
.XXX	.005	.05		UNIT MM
DRAWN BY		start		REV A DWG NO. TNT-S101-E0045
CHECK BY		DATE 02/25/10		
APPD BY		TITLE		COMPONENT VIDEO+DIGITAL AUDIO(4RCA)
		PART NO.		R03-EXT-4RCA



CUSTOMER: TNTUSA

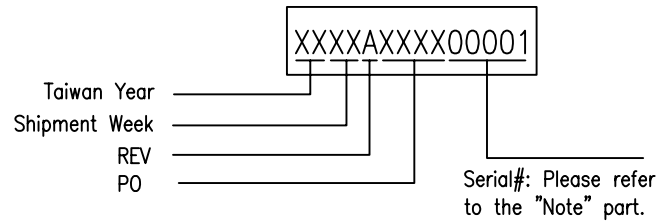


Label-2(34.5*25mm)
 (BLACK ON GREY)

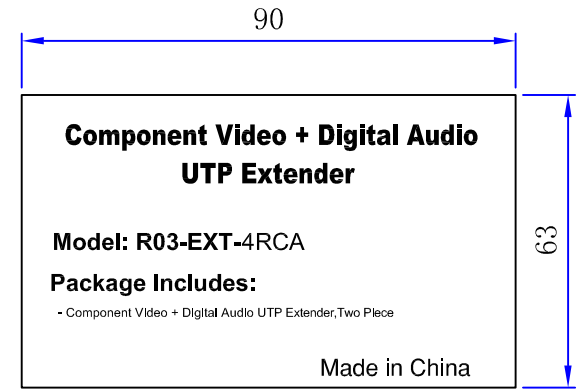


White Inner Box

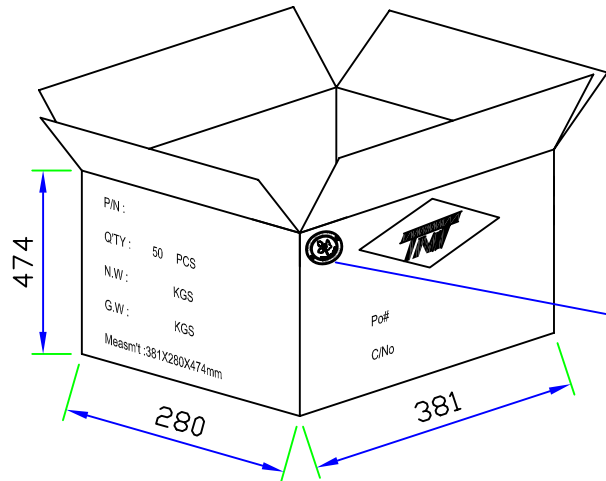
Version Label (Label-4)



(18x6, Black on White)



LABEL-3 90*63MM



Outer Carton

The round RoHS label(1pcs)



A	INITIAL RELEASE		02/25/10	
REV	DESCRIPTION OF CHANGE		DATE	
TOLERANCE			Tri-Net Technology, Inc.	
INCHES			M/M	
.X	.015	.30	http://www.trinetusa.com	
.XX	.010	.10	SCALE	NONE
.XXX	.005	.05	UNIT	MM
DRAWN BY			starl	
DATE			02/25/10	
CHECK BY			DWG NO.	
APPD BY			TNT-S101-E0045	
TITLE			COMPONENT VIDEO+DIGITAL AUDIO(4RCA)	
PART NO.			R03-EXT-4RCA	