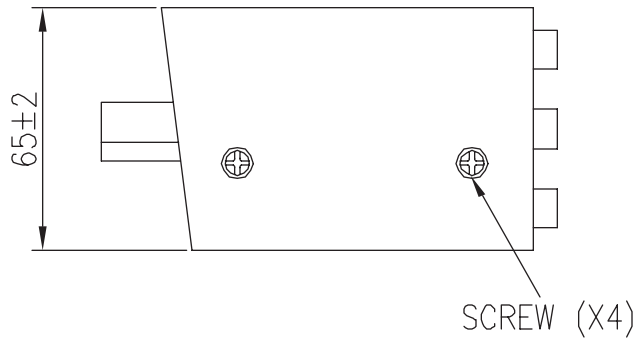
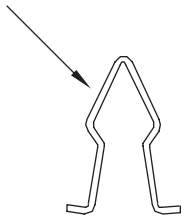


PIN OUT

SWITCH ON "A"

INPUT/OUTPUT	A
1	1
2	2
—	—
—	—
35	35
36	36

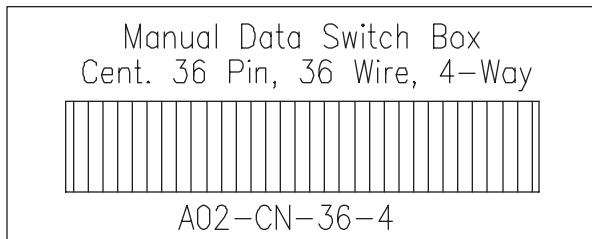
FEMALE BAIL LOCK HARDWARE (x10)



SWITCH ON "B"		SWITCH ON "C"		SWITCH ON "D"	
INPUT/OUTPUT	B	INPUT/OUTPUT	C	INPUT/OUTPUT	D
1	1	1	1	1	1
2	2	2	2	2	2
—	—	—	—	—	—
—	—	—	—	—	—
35	35	35	35	35	35
36	36	36	36	36	36

NOTE:

1. PACKING: TEN FEMALE BAIL LOCK HARDWARE IN A CLEAR ZIP-LOCK POLY-BAG, AND WITH A MANUAL DATA SWITCH IN A BOX TOGETHER. BAR CODE LABEL (WHITE BACKGROUND WITH BLACK LETTERS, CODE: 39) TO BE STAMPED ON BOX TO READ:



- O
- S

DRAWING APPROVED _____		DATE: _____	
SAMPLE APPROVED PER _____		DATE: _____	
PROPRIETARY & CONFIDENTIAL. THIS DOCUMENT MAY NOT BE COPIED, OR DISCLOSED IN WHOLE OR IN PART WITHOUT THE WRITTEN CONSENT OF TNT.			
	mm	TITLE MANUAL DATA SWITCH	
SCALE	NONE	CUS. NAME	
SHEET	1/1	CUS. P/N A02-CN-36-4	
DIMENSIONAL TOLERANCES UNLESS OTHERWISE NOTED		PART NO. P9912062-E	
.X ±	.XX ±	ENG. _____ DATE _____	
.XXX ±	ANGLES ±	CHECKED _____ DATE _____	
REV. A	CUS. REV	APPROVED _____ DATE _____	

